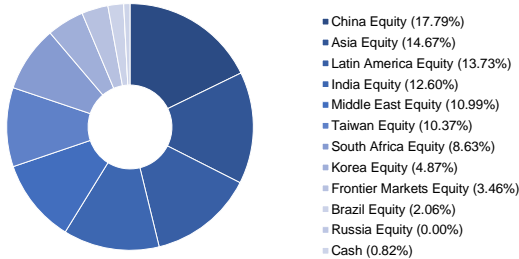




Investment Strategy

Investors in PvB (CH) Andante Fund - Emerging Markets Portfolio participate in a diversified and actively managed portfolio of equity long/short funds. These alternative strategies allocate their assets primarily in long and short positions in the equity markets of the emerging markets. The objective of PvB (CH) Andante Fund - Emerging Markets Portfolio is to achieve a sustainable performance with lower volatility compared to a long only equity investment in emerging markets.

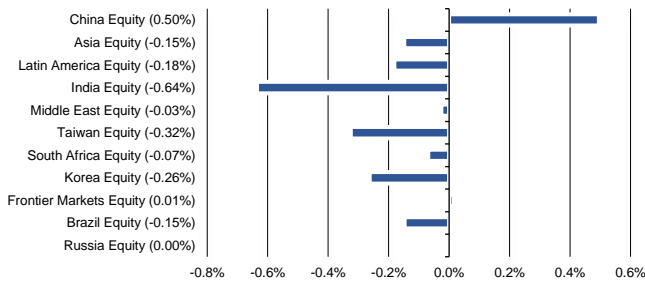
Allocation of the portfolio by strategy in %



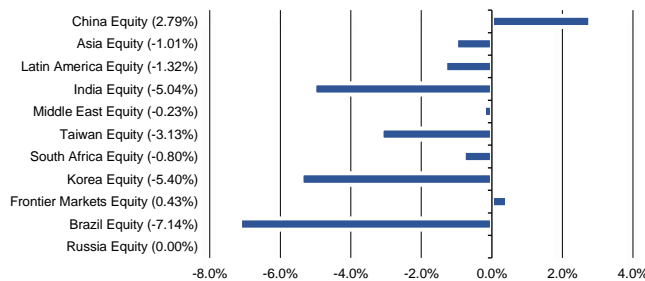
Net exposure of the strategies

Table with 3 columns: Strategy, Number of Positions, Net exposure. Rows include China Equity (4 positions, 81.44%), Asia Equity (3 positions, 40.51%), Latin America Equity (2 positions, 56.09%), India Equity (2 positions, 98.43%), Middle East Equity (2 positions, 97.19%), Taiwan Equity (2 positions, 43.05%), South Africa Equity (1 position, 62.99%), Korea Equity (1 position, 92.73%), Frontier Markets Equity (1 position, 91.57%), Brazil Equity (1 position, 84.00%), Russia Equity (1 position, 0.00%), and Portfolio (20 positions, 71.12%).

Return contribution by strategy current month (in USD)<sup>1</sup>



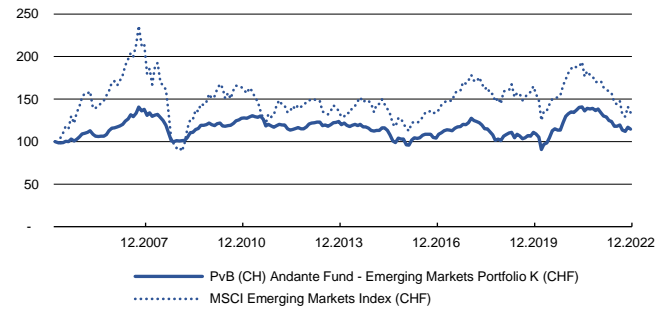
Return by strategy current month (in USD)<sup>1</sup>



<sup>1</sup> These figures are estimates and have been calculated net of target fund expenses but gross of Fund of Funds commissions in USD.

<sup>2</sup> Estimate current month / Final previous months

Indexed performance since launch of the share class<sup>2</sup>



Monthly performance of the last 10 years (in CHF)<sup>2</sup>

Table showing monthly performance from 2013 to 2022. Columns: Year, 1-12 months, YTD. 2022 YTD: -17.2%. 2021 YTD: 6.7%. 2020 YTD: 16.9%. 2019 YTD: 9.5%. 2018 YTD: -17.3%. 2017 YTD: 17.4%. 2016 YTD: 1.1%. 2015 YTD: -8.8%. 2014 YTD: -8.6%. 2013 YTD: 5.2%

Key figures (in CHF)<sup>2</sup>

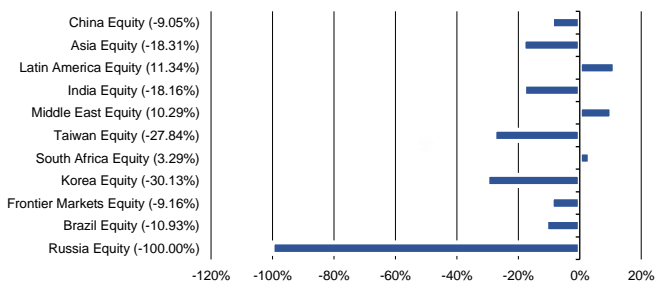
Table with 4 columns: Metric, Cumulated, Annualized, MSCI EM (CHF). YTD: -17.21%, Annualized: -, MSCI EM (CHF): -21.14%. 1 month: -1.99%, Annualized: -, MSCI EM (CHF): -4.69%. 3 months: 0.95%, Annualized: -, MSCI EM (CHF): 2.33%. 1 year: -17.21%, Annualized: -17.21%, MSCI EM (CHF): -21.14%. 3 years: 3.27%, Annualized: 1.08%, MSCI EM (CHF): -18.57%. 5 years: -6.43%, Annualized: -1.32%, MSCI EM (CHF): -21.83%. Since 31.03.2005: 14.53%, Annualized: 0.77%, MSCI EM (CHF): 34.38%. Std. dev. last 3 years p.a.: -, Annualized: 14.09%, MSCI EM (CHF): 18.00%. Std. dev. last 5 years p.a.: -, Annualized: 12.81%, MSCI EM (CHF): 17.00%

Past performance is shown net of fees and commissions. Past performance is not a reliable indicator of future performance. Investors may lose their invested capital.

Historical distributions of the last 5 years (in CHF)

Table with 5 columns: Financial Year, Income Distribution per fund unit, NAV Start Financial Year, NAV End Financial Year, Distribution/Ø NAV. 2022: -, -, -, -. 2021: -, -, -, -. 2020: -, -, -, -. 2019: 60.4714, 12'356.95, 10'997.21, 0.52%. 2018: 22.8351, 11'269.25, 12'356.95, 0.19%

Return by strategy YTD (in USD)<sup>1</sup>



**General Information**

Asset Manager	ABS Investment Management LLC, Greenwich, USA
Fund management company	PvB Pernet von Ballmoos AG
Auditor	Deloitte AG
Custodian	Banque Cantonale Vaudoise
Investor type	all investor types domiciled in CH or abroad
Legal form	Investment Fund under Swiss law in the category "other funds for alternative investments involving special risks"
Domicile	Switzerland
Fund currency	USD
Shareclass currency	CHF
FX hedge class currency	yes, residual hedge
Launch date	31.03.2005
NAV per share (CHF)	11'365.79
AuM (USD)	7'115'562.20
Income treatment	Distribution
Management Fee	1.50%
Performance Fee	10.00% (High Watermark)
TER as of 31.03.2022	5.22% (incl. performance fees)
max. Subscription fee	3.00%
max. Redemption fee	none
Subscription/ Announcement	monthly (4 business days notice, 12h00, in amounts)
Redemption/ Announcement	quarterly (25 business days notice, 12h00, in fund units)
Minimum Investment	1 fund unit
ISIN	CH0019988457
Valor	1998845
Bloomberg	PVBXG7C SW
Reuters	65006644
Documents website	www.pvb.swiss, www.fundinfo.com
Tax transparency	-
Distribution approval	Switzerland
Number of Positions	20

For marketing and information purposes by PvB Pernet von Ballmoos Ltd (PvB). The PvB (CH) Andante Fund, an investment fund under Swiss law in the category "Other funds for alternative investments involving special risks", is an umbrella fund. The investment fund invests as a fund of funds in various investment funds or fund-type investment instruments such as trusts, investment companies and limited partnerships („target funds“) which pursue both traditional as well as alternative investment strategies and may use alternative investment techniques (commonly known as hedge funds), the risks of which are not comparable to those of conventional securities funds. PvB (CH) Andante Fund therefore belongs to the category „Other funds for alternative investments involving special risks“ pursuant to the Swiss Federal Act on Collective Investment Schemes of 23 June 2006 („CISA“). Some of the target funds are also subject to the laws of countries that do not have the same legal framework or standards of supervision as Switzerland. Investors must therefore be willing and able to accept substantial capital losses on the amounts they have invested and must accept the risks set out in the prospectus to which they have been explicitly alerted (see point 2.2.1). The fund management company, in cooperation with the investment manager, will, however, seek to reduce such risks as far as possible by means of diversification, as well as by careful selection of the target funds and by ensuring such target funds are subject to strict supervision. Even so, the possibility that in extraordinary circumstances individual underlying target funds might sustain a total loss cannot be excluded.

The provided information is for personal use of the recipient and serves advertising- and information purposes. They are not considered an investment advice nor do they consider the specific individual current or future investment objectives, the tax situation, the financial circumstances or the individual needs of the recipient. The expressed opinions are subject to change and reflect the view of PvB Pernet von Ballmoos AG ("PvB") in the current economic environment. The information and opinions provided are not legally binding and do neither constitute a formal offer nor an invitation to conclude a financial transaction. PvB does not give any guarantee or commitment for the accurateness or completeness of the information and opinions and is not liable for any losses arising from the use of such information or opinions. Investments should only be made after careful analysis of the current legal prospectus and/or the fund regulations, statutory documents, KIIDs, BIBs and the current annual or semi-annual report, which can be obtained free of charge at PvB, Zollikerstrasse 226, CH-8008 Zurich. Past performance is no reliable indicator for future returns. The performance presented does not consider any costs or other fees in connection with buying, redeeming and/or exchanging of fund units.

This document was provided to you upon your request. It shall not be duplicated or forwarded.