

**Strategy**

The Galileo Asia Fund is an actively managed equity fund aiming to exploit the long-term growth opportunities within the Asia ex-Japan region while managing the downside risk. The emphasis lies on attractively valued countries and sectors that are at an early stage of an economic cycle and exhibit potential catalysts for change. Economic developments, industry dynamics and politics are therefore closely monitored. The fund invests at least 50% of its gross assets in a mix of value and growth-at-a-reasonable-price (GARP) stocks that are domiciled or generate a significant part of their revenue in the Asian region. Main investment criteria are a sustainable business model, shareholder composition, cash flow generation and the health of the balance sheet.

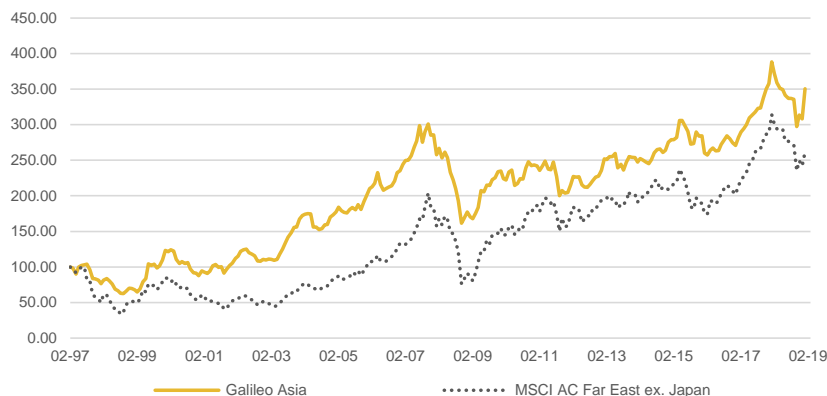
**Performance Analysis**

in %	1m	3m	6m	YTD	1y	3y p.a.	5y p.a.	since inception
Galileo Asia	6.65	12.70	4.84	14.63	(5.07)	11.14	6.96	253.45
MSCI	5.35	10.49	0.63	13.74	(8.53)	16.45	6.84	175.47

Galileo Asia Fund: A-Class USD

Index: MSCI All Country Far East Ex Japan USD Index Total Return

**Performance since inception (indexed to 100)**

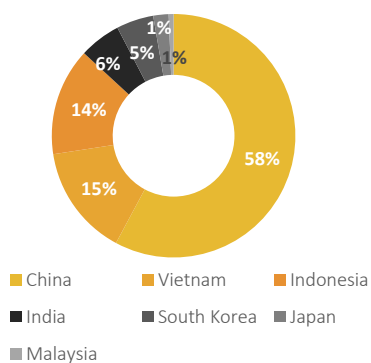


**Key Data A-Class USD (since inception)**

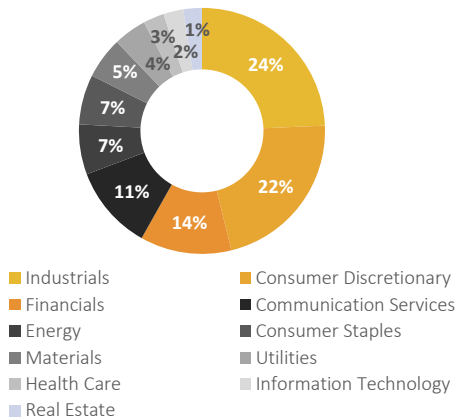
	Galileo Asia	MSCI	MSCI
Volatility (% annualised)	16.65	24.93	Jensen Alpha (% annualised) 3.33
Sharpe Ratio	0.18	0.08	Information Ratio 0.08
Positive Months (%)	57.95	55.68	Beta 0.54
Worst month (%)	(16.33)	(37.00)	Correlation 0.81

Index: MSCI All Country Far East Ex Japan USD Index Total Return

**Equity Country Allocation\*\*\***



**Equity Sector Allocation\*\*\***



\*\*\* Gross numbers, Graphics scaled to 100% & excl. Cash/ Cash equivalents

**Fund data**

**General**

Asset class focus	Equity
Portfolio Manager	Shasha Li Maffli
Inception date	28.02.1997
Fund base currency	USD
Total assets (mio.)	52.87
Share class currency	USD
NAV (A-Class USD)	350.62
Domicile	CH
Tax Transparency	Germany, Austria and United Kingdom

**Cost**

Management Fee (Class A)	1.50%
Management Fee (Class I & V)	0.75%
Performance fee (Class A & I)	10% of outperformance vs index
Administration Fee	0.21%
Subscription Fee	up to 3%

**Subscriptions / Redemptions**

Min investment (Class A)	1 Unit
Min investment (Class I)	USD 100'000
Min investment (Class V)	CHF 5mn
Subscription frequency	Weekly *
Subscription notice (b. days)	2**
Redemption frequency	Weekly *
Redemption notice (c. days)	7**

\* On the 2nd business day of the week

\*\* before 12:00 (Swiss time)

**Identifiers (Class A)**

ISIN	CH0258835005
Valor	000587023
BBG Ticker	BHASSTK

**Differentiators**

- Long-standing portfolio management expertise
- Deep regional network of key investors and industry experts
- Benchmark independence allows for greater range of investment opportunities and avoids index biases
- Flexible exposure management aimed at maximizing upside participation and reducing downside risk to deliver better risk adjusted performance
- No securities lending

Top 10 Holdings°	% NAV	Main Performance Contribution**
ZTO EXPRESS	3.73	SHENZHEN AIRPORT 0.69%
ACE HARDWARE INDONESIA	3.52	LUZHOU LAOJIAO 0.57%
ANHUI GUJING DISTILLERY	3.05	ZTO EXPRESS 0.56%
ALIBABA GROUP HOLDING	2.91	ALIBABA GROUP HOLDING 0.47%
PERUSAHAAN GAS	2.82	MOMO INC 0.41%
SHENZHEN AIRPORT	2.75	PING AN INSURANCE GROUP 0.39%
FAR EAST HORIZON	2.71	FAR EAST HORIZON 0.36%
RELIANCE INDUSTRIES	2.69	INNOVENT BIOLOGICS INC 0.36%
LUZHOU LAOJIAO	2.66	ANHUI GUJING DISTILLERY 0.36%
PING AN INSURANCE GROUP	2.63	SINA CORP 0.32%
% Top 10 Holdings in PF	29.48	
Total No. of Holdings°	55	

\* excl. Cash equivalents  
 \*\* 10 largest contributors for month

## Contacts

Asset Manager: Bellecapital Partners AG

+41 44 250 87 87

[bcpartners@belcapital.ch](mailto:bcpartners@belcapital.ch)

[www.belcapital.com](http://www.belcapital.com)

Fund Management Co: PVB Pernet von Ballmoos

+41 44 205 51 51

[info@pvbswiss.com](mailto:info@pvbswiss.com)

[www.pvbswiss.com](http://www.pvbswiss.com)

Custodian: BNP Paribas

+41 58 212 63 33

[www.bnpparibas.com](http://www.bnpparibas.com)

## Portfolio Structure %\*\*\*

Exposure Gross	88.19
Exposure Net	88.19
Equities Long	88.19
Equities Short	0.00
Cash/Cash equiv.	11.81

## Market capitalisation

< USD 2bn	22.79
USD 2 - 10bn	47.61
> USD 10bn	29.60

\*\*\* Exposure Gross = Equities Long + Equities Short, Exposure Net = Equities Long - Equities Short

## Performance Table Galileo Asia Fund A-Class USD

	Jan	Feb	Mar	Apr	May	Jun	Jul	Aug	Sep	Oct	Nov	Dec	Fund	MSCI
2019*	7.48	6.65											14.63	13.74
2018	8.55	(4.14)	(3.52)	(2.27)	(0.40)	(2.30)	(1.37)	0.05	(0.45)	(11.40)	5.46	(1.68)	(13.82)	(16.08)
2017	4.27	2.65	1.69	1.81	3.14	1.31	1.35	1.62	0.26	4.44	3.69	2.08	32.18	42.23
2016	(8.61)	(0.95)	2.54	1.17	(1.38)	0.13	3.16	2.55	1.85	(1.28)	(2.23)	(1.30)	(4.81)	6.46
2015	1.37	(0.04)	1.17	8.51	0.00	(2.53)	(2.64)	(6.19)	0.32	5.99	(2.04)	0.17	3.32	(9.18)
2014	(2.39)	1.98	(0.92)	(1.10)	(0.94)	2.32	3.98	1.59	0.46	(1.95)	1.25	4.19	8.53	3.42

Index: MSCI All Country Far East Ex Japan USD Index Total Return

\*incl. performance neutral dividends paid in January 2019

## Performance Overview - Share Classes

	A-Class USD*	I-Class USD**	V-Class CHF***
ISIN	CH0258835005	CH0258835013	CH0375346894
NAV	350.62	157.70	170.08
MTD	6.65	6.63	7.81
YTD	14.63	14.68	16.32
2018	(13.82)	(13.41)	(2.53)

\*The Galileo Asia Fund was repatriated from Guernsey and turned into the A Class per May 1st 2015. Launch Date Guernsey: Feb 28th 1997

\*\*Inception date: October 16th 2017 \*\*\*Inception date: 19th November 2018

## Disclaimer

For marketing and information purposes by Bellecapital Partners AG: The Galileo Asia Fund is an investment fund under Swiss law in the category "Securities Fund". The fund may not be marketed, either directly or indirectly in the United States of America or be sold to US persons. The information in this document is given for information purposes only and does not qualify as investment advice. No liability is assumed for the accuracy and completeness of the information. Opinions and assessments contained in this document may change and reflect the point of view of Bellecapital Partners AG in the current economic environment. This document qualifies as marketing material. Investments should only be made after a thorough reading of the current prospectus and/or the fund regulations, the Key Investor Information (KIID), the current annual and semi-annual reports (the "legal documents"), as well as after consulting an independent finance and tax specialist. The performance of past values and returns is no indicator of their current or future development. The performance of values and returns does not include the fees and costs which may be charged when buying, selling and/of switching units. This document is being provided to you in response to your specific request for information. This document is being provided to you in response to your specific request for information. Distributions of this document or disclosure of its contents to any person other than your advisors or representatives is prohibited.